



SAFETY BREAKS:  
**SAVE COSTS**

NOZZLE BREAK | PUMP BREAK | HOSE BREAK

**ELAFLEX** 

# WHY USE ELAFLEX SAFETY BREAKS?

Again and again motorists leave the nozzle inserted in the filler neck of their cars when pulling off the forecourt. Most drive-away incidents are not published - but they happen every day, due to absentmindedness, rush - e.g. after a petrol theft, and occasionally vandalism.

Our break-away couplings prevent dispensers from being pulled over and fuel spills. In other words: They save costs.

In many countries Safety Breaks are already mandatory. Additionally, major oil companies have introduced them on a voluntary basis, not at least to reduce the incalculable risks of environmental damages.



**THE RIGHT TYPE FOR EACH APPLICATION:** **Nozzle Breaks** are fitted directly into the nozzle inlet; they are available for standard and vapour recovery refuelling. **Pump Breaks** are installed at the top outlet of high hose dispensers.

For LPG refuelling we offer a **Hose Break** with lanyard. For details, please refer to our Information 3.2000 and our Safety Break videos.

**SEPARATION AT AN ANGLE:** Our couplings are designed to separate not only axially but also at the angle of the car driving away. This patented system allows the direct fitting to the nozzle (Nozzle Break) or the pump (Pump Break). With these, there is no need for additional pigtails and reduces risk of damages to the dispenser.

**INTEGRATED SWIVEL:** The SSB and ESB type Nozzle Breaks have an integrated swivel which substitutes the standard swivel. This saves costs, and there is only a minimal increase in weight and size of the nozzle.

**OPTIMAL FIT FOR THE ZVA SYSTEM:** ELAFLEX Safety Breaks are well suited to our ZVA nozzles, as they maintain the excellent flow rates. A large number of thread connections are available.

**NO THROWAWAY MENTALITY:** Our Safety Breaks are reusable. After a separation the coupling can be re-assembled by qualified service personnel.

**FIELD-PROVEN:** ELAFLEX is an acknowledged manufacturer of Safety Breaks. Our experience with these couplings date back more than twenty years.

**UP TO THE STANDARD:** Our Safety Break couplings are in accordance with EN 13617-2 (ARK 19 Mod.2 to EN 14678-1).

SSB 16, SSB25, PSB and CSB 21 are ATEX approved (Certificate No. SIRA 03ATEX 9 488 U).

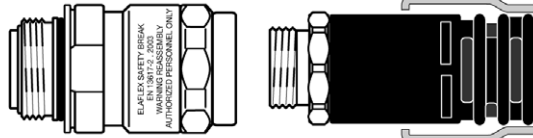
**FACTORY TESTED:** Before delivery each coupling is tested for break-off to the required limits and tightness under pressure. The tests are documented by the embossed date code. Non-reusable couplings offered by competitors do not allow detailed break-away tests of each coupling.

**EASY INSTALLATION:** Existing dispensers without Safety Breaks can be easily retrofitted.

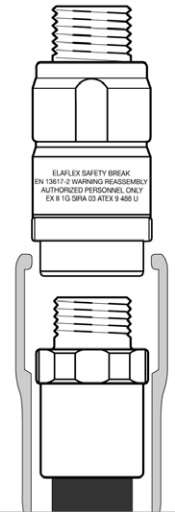
**ALMOST INVISIBLE:** The reason why you hardly notice our Safety Breaks is because they are small and protected by a break cover designed to protect the break-away part against damage in the event of a drive-off.



**SSB 16 Safety Swivel Break** | for ZVA SLIMLINE and ZVA SLIMLINE 2



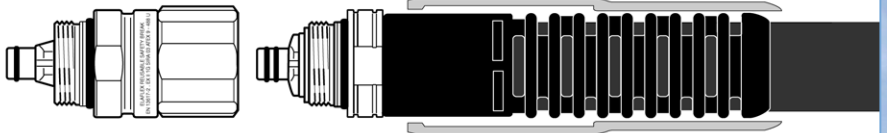
**PSB Pump Safety Break**



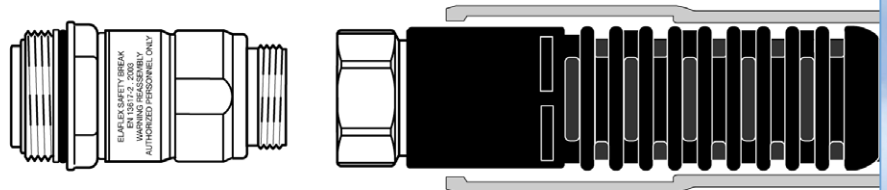
**ESB 16 Elbow Swivel Break** | for ZVA SLIMLINE and ZVA SLIMLINE 2



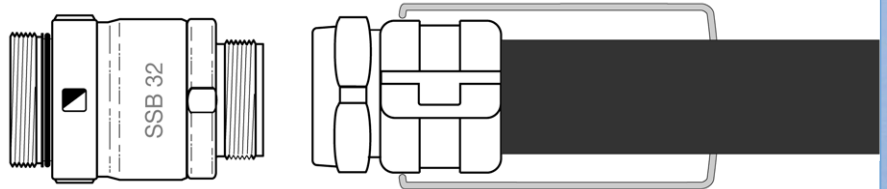
**CSB 21 Coax Safety Break** | for ZVA 200 GR and ZVA SLIMLINE 2 GR



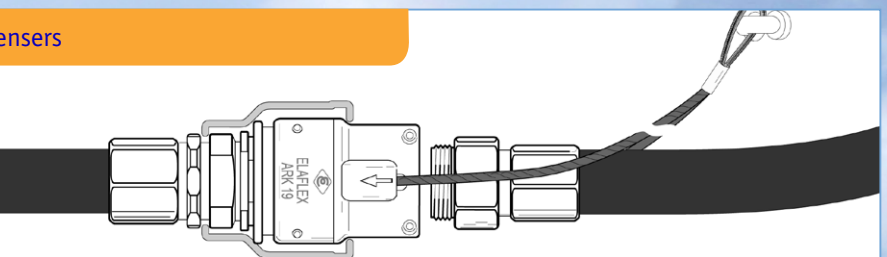
**SSB 25 Safety Swivel Break** | for ZVA 25



**SSB 32 Safety Swivel Break** | for ZVA 32



**ARK 19 MOD. 2** | for all Autogas Dispensers





ELAFLEX HIBY Tanktechnik GmbH & Co.KG

Schnackenburgallee 121  
22525 Hamburg / Germany

Tel +49 (040) 540 00 50  
Fax +49 (040) 540 00 567  
E-Mail info@elaflex.de  
Internet www.elaflex.de



## For Further Information:

Info 3.2000 (Comparison of Safety Break Types),

Videos: "ELAFLEX Safety Breaks" and "Reassembly of ELAFLEX Safety Breaks"

- SSB 16** : Catalogue page 519, spare parts price list 'E', manual SSB 16
- ESB 16** : Catalogue page 520, spare parts price list 'E', manual ESB 16
- PSB** : Catalogue page 518, Information 3.05, spare parts price list 'E', manual PSB 16
- CSB 21** : Catalogue page GR 15, Stage II brochure, spare parts price list 'E', manual CSB 21
- SSB 25** : Catalogue page 525, spare parts price list 'E', manual SSB 25
- SSB 32** : Catalogue page 529, spare parts price list 'E', manual SSB 32
- ARK 19 Mod.2** : Catalogue page 563, Information 5.04, spare parts price list 'E', manual ARK 19 Mod.2